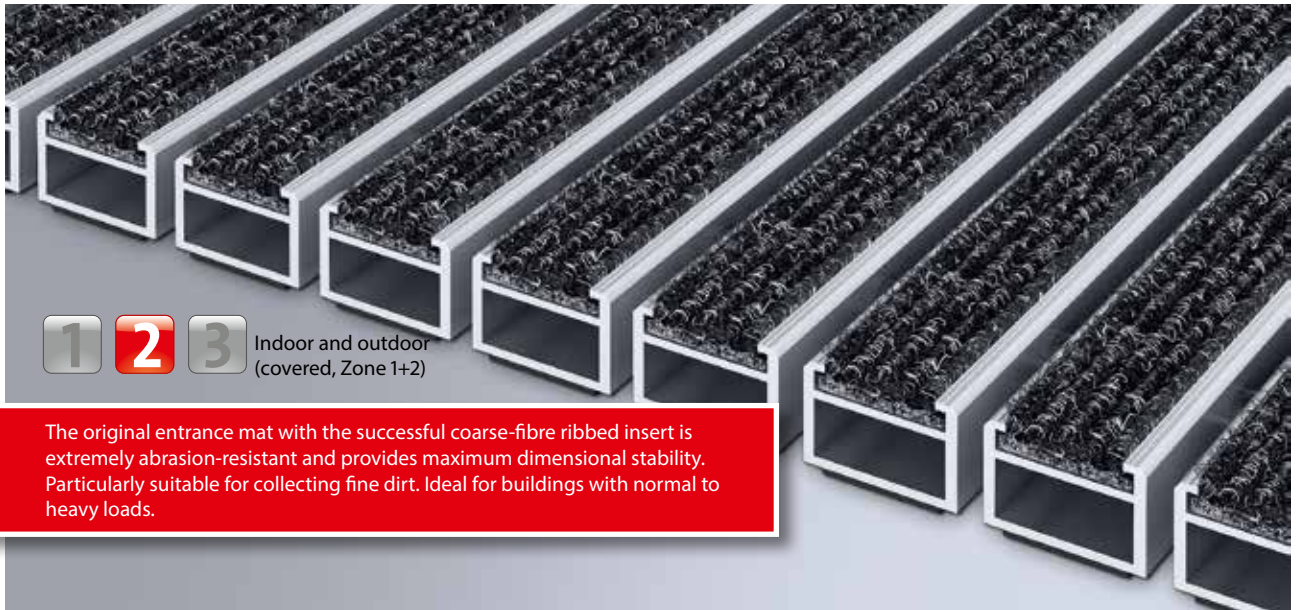
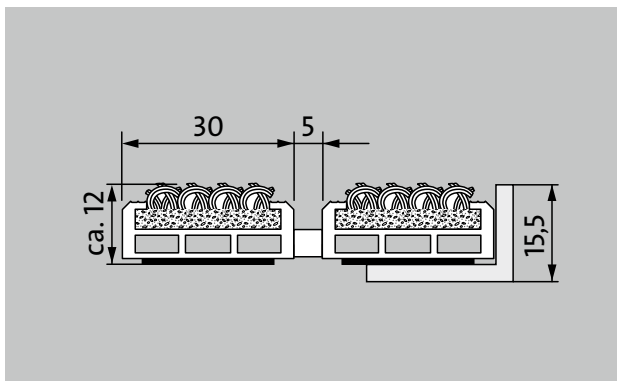


Model 512 SR



1 **2** **3** Indoor and outdoor
(covered, Zone 1+2)

The original entrance mat with the successful coarse-fibre ribbed insert is extremely abrasion-resistant and provides maximum dimensional stability. Particularly suitable for collecting fine dirt. Ideal for buildings with normal to heavy loads.



Description

Rollable, extremely hard-wearing, original entrance mat with standard insert for supported installation options. Also capable of withstanding wheeled traffic. Customisable widths and walking depths available without a compensation profile. Available in any geometric shape.



Indoor and outdoor (covered, Zone 1+2)



Street dust, hair, sand, ash, textile fibres, small leaves and twigs, etc.



R11 slip resistance as per DIN 51130



emco MARSCHALL Original With ribbed carpet insert

Model 512 SR

Approx. height (mm)	12
Roll-over and drive-over capability:	Prams Sack-/hand truck Wheelchairs Light shopping trolleys hand trolleys pallet trucks
Standard profile clearance approx. (mm)	5 mm, rubber spacers
Automatic door systems	Profile clearance of 3 mm available as an option for revolving door drives, in accordance with EN 16005
Connection	Plastic-coated stainless steel cable
Max. width/profile length for individual section (mm):	3000
Profile width (mm)	30
Depth/walking depth for individual section (mm):	1500
Weight (kg/m²)	11,0
Mat divisions as per factory standards or customer specifications	from a profile length of 3000 mm or a maximum mat weight of 25 kg
Support chassis	Reinforced support chassis made using rigid aluminium with sound absorbing insulation on the underside
Tread surface	Recessed, robust, weather-proof, ribbed carpet strips.
Slip resistance	R 11 slip resistance as per DIN 51130
Flammability	Insert available on request (surcharge applicable) with fire classification Cfl-s1 according to EN 13501.
Pile material	100% PP (polypropylene)
Colour fastness to artificial light ISO 105-B02	good 6
Colour fastness to rubbing ISO 105 X12	good 4
Colour fastness to water ISO 105 E01	good 5

Accessories
emco installation frame 500: 500-15 AL Aluminium
emco installation frame 500: 500-15 CN Chrome-nickel steel (V2A)
emco ramp edge: A12 Aluminium
emco cover strip: C12 Chrome-nickel steel (V2A)
emco INOX®: LINEO 12 Chrome-nickel steel (V2A)
Rubber underlay 1 mm: GU 1
Rubber underlay 3 mm: GU 3
Rubber underlay 5 mm: GU 5
Mat joining brackets: MV Supplied as standard with mats in several parts

Suitable for:
Residential and care homes
medical practice
Offices and administrative buildings
Family home
Retail sector
Hotel
Kindergarten/Nursery
Apartment building
School
Sports hall

Insert certified to TÜV PROFICERT- product interior (Standard)
French VOC regulation
LEED v4 (outside North America)
BREEAM Exemplary Level
Belgian VOC regulation
AgBB (Committee for Health-related Evaluation of Building Products)
MVV TB Appendix 8, 9 / ABG


Model 512 SR

Service and services
Construction site advice
Dimensioning
Measured using laser measuring device on site.

Installation service
Fitting and installation service
Repairs
The product can be disposed of or recycled in an environmentally friendly way.

Model 512 SR


Colours



Anthracite no. 200



Brown no. 485



Light grey no. 220



Red no. 305



Sand no. 430

Subject to technical modifications

emco Bautechnik GmbH · Breslauer Straße 34 - 38 · D-49808 Lingen (Ems)
· Germany · Phone: +49 (0) 591/9140-500 · Fax: +49 (0) 591/9140-852 · Email:
bau@emco.de · www.emco-bau.com

EMCO